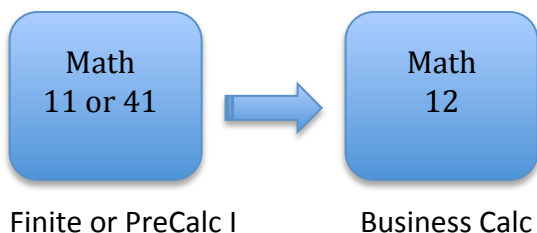


FOR ALL MAJORS

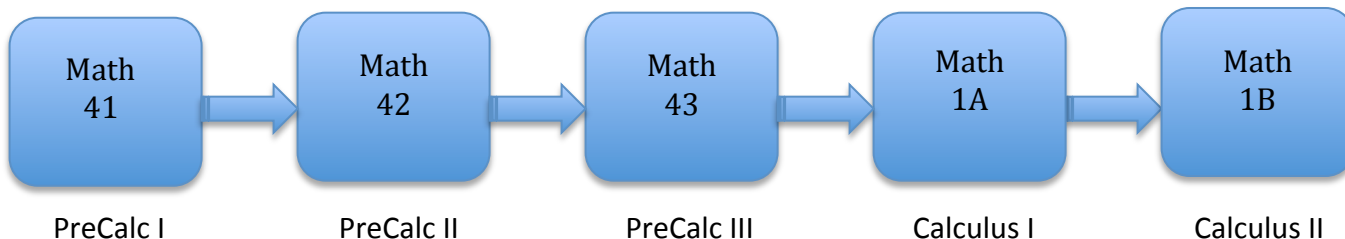
Check assist.org for transferrable classes from De Anza College to the institution(s) you intend to apply for admission. This link <http://web1.assist.org/web-assist/DAC.html> will take you directly to De Anza College courses applicable for transfer, then select a campus and major from the drop down menu to see what courses articulate. Check <http://www.deanza.edu/math/pdf/mathsequence.pdf> for the sequence of De Anza math courses and their prerequisites.

For example: Business majors are required to take calculus and statistics. The statistics class **Math 10 is required of most business majors** regardless of the transfer institution. Also, enroll in Math 10 statistics *after* you complete the necessary calculus, because the modules are algebra-based and prepare you for success in calculus and statistics does not depend much on algebra.

Most CSUs require the business calculus sequence:



Most UCs and private institutions require the science-based calculus sequence:



Based on the highest math you completed, information for your major and transfer choices, identify what level you want to place into and complete the requirements for the module.

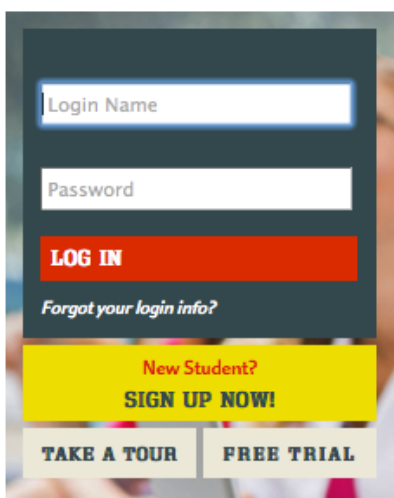
ALEKS is a self-paced smart program that utilizes artificial intelligence algorithms to help you review and learn math concepts anywhere you have internet access. It is completely online, so you have access to it 24 hours per day.

STEPS FOR REASSESSING

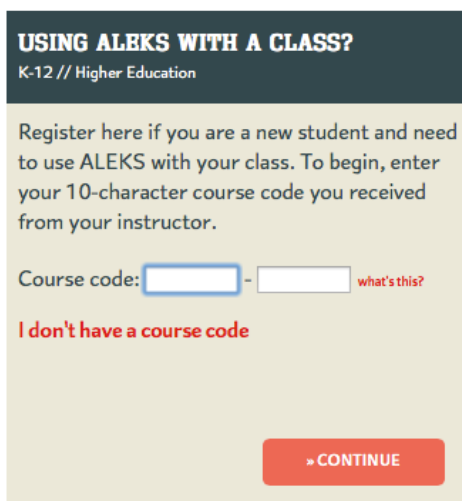
1. Create an account for the ALEKS math module using the De Anza discounted website.
 - a. From the discounted website:
<http://shop.mheducation.com/mhshop/productDetails?isbn=007783996X> purchase for \$50.25 the 11-week access code. Upon check out, select "Digital Access Code" for an instant email of the code, instead of the "Access Card" that would be physically mailed

to your address.

b. Go to [aleks.com](https://www.aleks.com) then click "[SIGNUP NOW!](#)" as seen in the yellow rectangle below or use the live "[SIGNUP NOW!](#)" link.



c. Enter the Precalculus course code: **D3FX9-MVXYJ** into the windows as seen in the screen shot.



d. Click "Continue."

» CONTINUE

e. Select whether you have an existing ALEKS account and click continue.

WELCOME TO ALEKS!

Have you used ALEKS before?

- I have never used ALEKS before or I do not have an ALEKS login name.
- I have an ALEKS login name.

» CONTINUE

f. Enter the access code that you received in your email, after you completed your purchase from step "a."

STUDENT REGISTRATION: ENTER YOUR ACCESS CODE

HAVE AN ACCESS CODE?
Please enter your 20-character access code. If you purchased a code online, locate your code in the confirmation email provided.

Access Code:
[] - [] - [] - []

what's this?

» CONTINUE

2. Complete the ALEKS initial diagnostic/assessment **without using any resource other than your memory**—do not use any textbooks, the internet, notes, tutors, friends or any other resource. Keep in mind that if you do not know something, you should click the "I don't know" button--it's okay! The program uses your strengths to teach you new concepts, so it will make completing your work difficult if you use outside resources. Once you complete the initial assessment a customized study plan will be created to meet your needs.

3. Carefully read the **ALEX Completion Minimum Requires** table below for earning reassessment. You must complete at minimum 55%, 70% or 90% based on your goal. *If you complete beyond the minimum your chances of achieving your goal drastically increase!*

4. Upon completion email the MSTRC staff at mstrc@deanza.edu and alert her that you have completed the minimum requirement for the module. Please include your student ID number in the message.

5. Once verified, you will be CC'ed on an email authorizing your reassessment at the Assessment Center.

6. Schedule your appointment for reassessment—complete your re-assessment within the week of completing the module to ensure that you achieve the highest score possible. Take your time on your reassessment and check your answers!

The ALEKS precalculus module is a quick review of algebra and geometry, and a full program review of three classes, Math 41, 42 and 43. Expect to spend from 60-120 hours or more to complete the module. Successful students worked on the module weekly and spent more than 2 hours per login.

[Click HERE for the De Anza Math Course Sequence Link!](#)

Please email mstrc@deanza.edu if you have any questions or concerns.

ALEKS Completion Minimum Requirements

Placement Exam	Focus Topics	Min % to Retest	Placement Goal
College-Level	Algebra & Geometry Review Equations & Inequalities Graphs & Functions Polynomial & Rational Functions Exponential & Logarithmic Functions	55%	41*
College-Level	Algebra & Geometry Review Equations & Inequalities Graphs & Functions Polynomial & Rational Functions Exponential & Logarithmic Functions Trigonometric Functions Trigonometric Identities & Equations Additional Topics in Trigonometry	70%	42*
Calculus Readiness	Algebra and Geometry Review Equations and Inequalities Graphs and Functions Polynomial & Rational Functions Exponential & Logarithmic Functions Trigonometric Functions Trigonometric Identities & Equations Additional Topics in Trigonometry Systems of Equations & Matrices Conic Sections Sequences, Series, & Probability**	90%	43* or 1A*

**Note: Because you finish the minimum percentage requirement, it does not mean that you automatically place into that course, you must reassess and earn your placement. Completing more than the minimum will increase your chances of higher placement!*

***Note: This slice is not as critical as the other slices, so do more of the others.*